



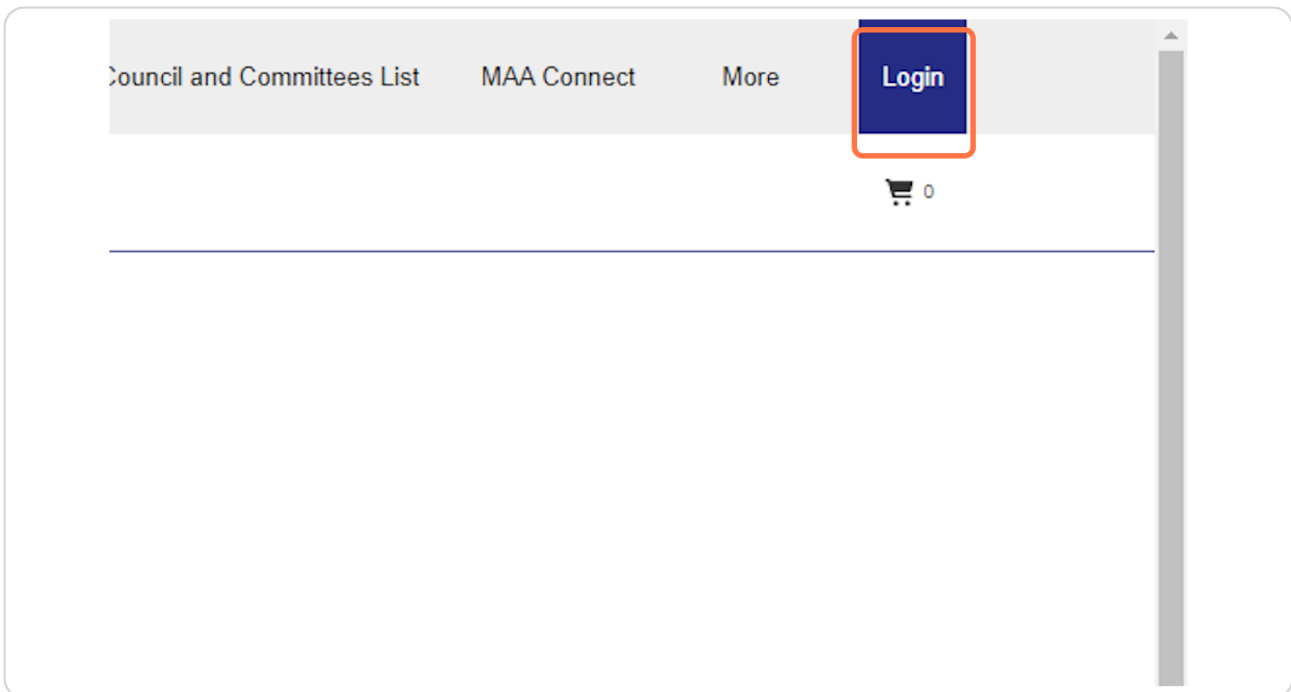
William Lowell
PUTNAM
Mathematical Competition

Putnam Supervisor Registration

P Visit: <https://portal.maa.org/s/>

STEP 1

Click on Login

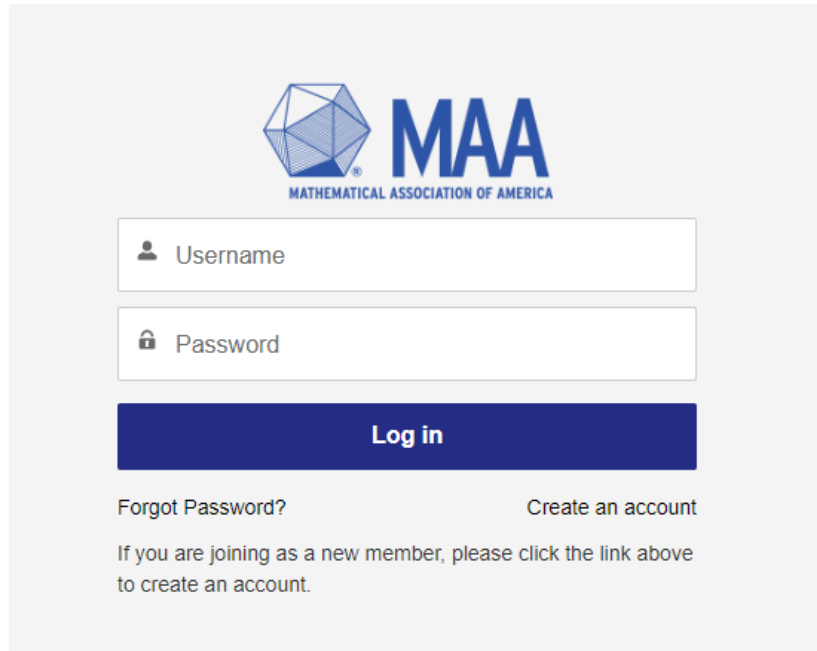


P Visit: <https://portal.maa.org/s/>

Please sign-in if you currently have an MAA Portal account or scroll to STEP 2B for instructions on how to create a new account.

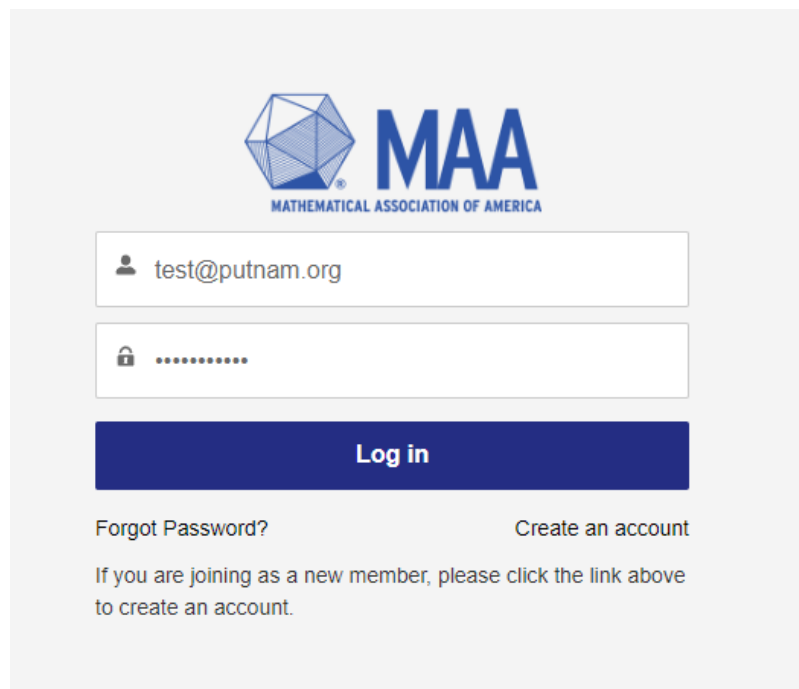
STEP 2A: Returning Users

Enter Your Credentials



The screenshot shows the MAA login page. At the top is the MAA logo, which consists of a blue wireframe polyhedron and the text "MAA" in a large, bold, blue font, with "MATHEMATICAL ASSOCIATION OF AMERICA" in a smaller font below it. Below the logo are two input fields: the first is labeled "Username" with a person icon, and the second is labeled "Password" with a lock icon. Below these fields is a dark blue button with the text "Log in" in white. At the bottom of the form area, there are two links: "Forgot Password?" on the left and "Create an account" on the right. Below the links is a line of text: "If you are joining as a new member, please click the link above to create an account."


Click on Log in



This screenshot is identical to the previous one, but the input fields are now filled. The "Username" field contains the email address "test@putnam.org" and the "Password" field contains a series of dots representing a masked password. The "Log in" button and the links below it remain the same.

STEP 2B: New User

Click on Create an Account




MATHEMATICAL ASSOCIATION OF AMERICA

[Forgot Password?](#) [Create an account](#)
If you are joining as a new member, please click the link above to create an account.

Enter Your Institutional Email and Complete the CAPTCHA. Click Verify Email.

* Work Email

I'm not a robot

reCAPTCHA
Privacy - Terms

Enter Your Institutional and Contact Information, Then Click Submit

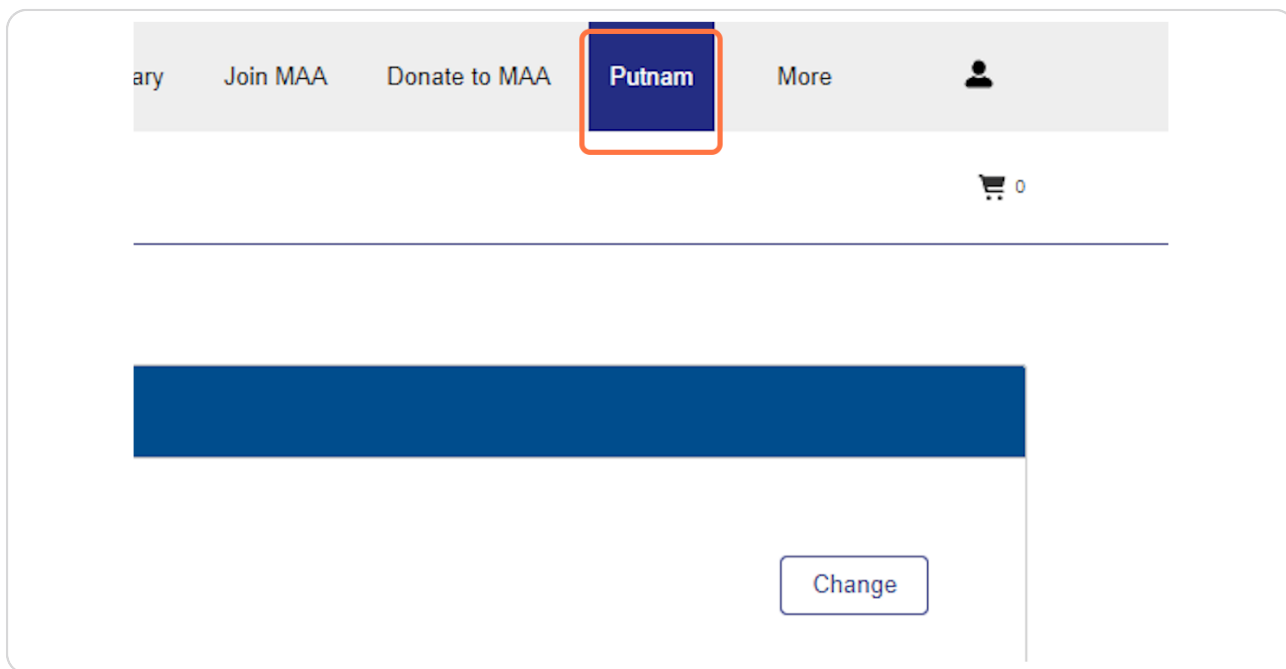
Search for and select your institution below. If it does not appear in the search results, or if you are not affiliated with an institution, click Add New Institution button. Required for Departmental, VITAL, and Student Members. (To search, if you are at University of Virginia, just type in "Virginia" and it should appear in the list.)

* Institution Name
<input type="text" value="search.."/>
<input type="button" value="Add New Institution"/>
* First Name
<input type="text"/>
* Last Name
<input type="text"/>
Work Email
<input type="text" value="test@putnam.org"/>
Mailing Street
<input type="text"/>
Mailing City
<input type="text"/>
* Mailing Country Code
<input type="text" value="United States"/>
Mailing State/Province Code
<input type="text" value="Choose One..."/>
* Mailing Zip/Postal Code
<input type="text"/>
* Password
<input type="text"/>
* Confirm Password
<input type="text"/>
<input type="button" value="Back"/> <input type="button" value="Submit"/>

Note: You may search for you institution in the **Institution Name** field. If you institution cannot be found, please add it using the '**Add New Institution**' button.

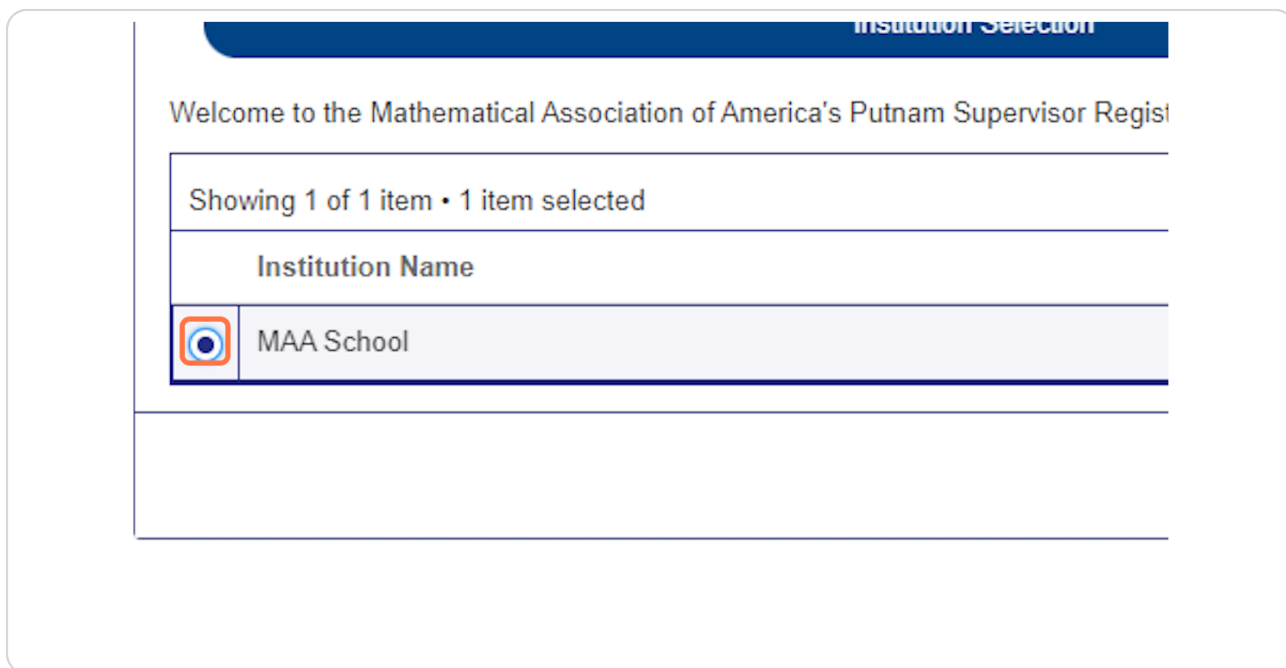
STEP 3

Click on Putnam



STEP 4

Select Your Putnam Institution



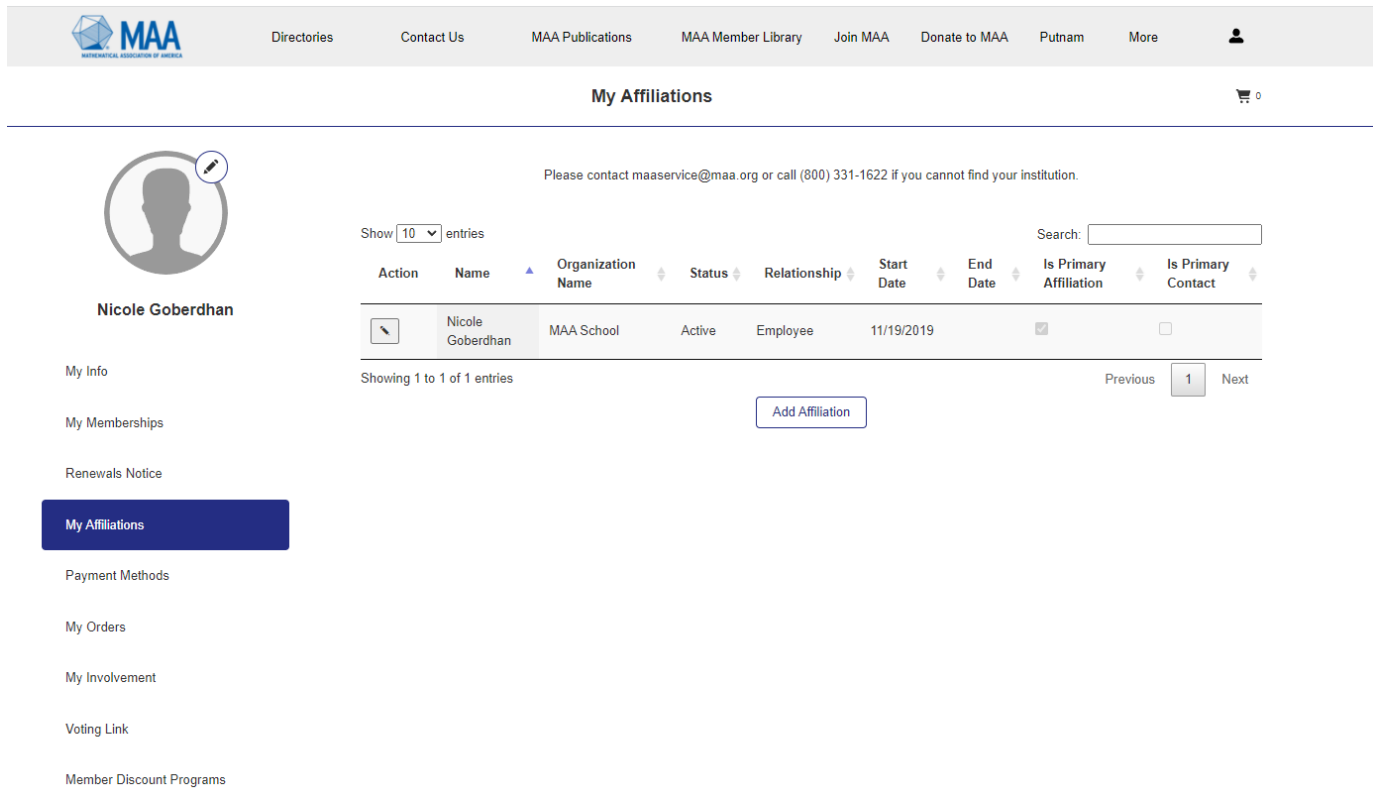
STEP 5

Click on Next



A screenshot of a web form with several horizontal input fields. The bottom right corner of the form contains a dark blue button with the word "Next" in white text, which is highlighted with a red rectangular border.

Note: If you do not see an institution listed, please return to your profile page and add your institution to the "My Affiliations" tab. Repeat registration from Step 3.



The screenshot shows the MAA website's navigation bar with the logo and links for Directories, Contact Us, MAA Publications, MAA Member Library, Join MAA, Donate to MAA, Putnam, and More. Below the navigation bar is the "My Affiliations" section, which includes a user profile for Nicole Goberdhan, a search bar, and a table of affiliations.

Please contact maaservice@maa.org or call (800) 331-1622 if you cannot find your institution.

Show entries Search:

Action	Name	Organization Name	Status	Relationship	Start Date	End Date	Is Primary Affiliation	Is Primary Contact
	Nicole Goberdhan	MAA School	Active	Employee	11/19/2019		<input checked="" type="checkbox"/>	<input type="checkbox"/>

Showing 1 to 1 of 1 entries Previous Next

[Add Affiliation](#)

My Info
My Memberships
Renewals Notice
My Affiliations
Payment Methods
My Orders
My Involvement
Voting Link
Member Discount Programs

STEP 6

Fill Out the Registration Form and Click Submit

William Lowell Putnam Competition Supervisor Registration

✓

Registration Details

*First Name

*Last Name

*Provide a department website that verifies your position as a faculty member (ex: <http://www.site.com>)

*Your Email Provided by Your Institution
you@example.com

*Phone Number

Institution Zip Code


Check here if you are a returning Putnam Supervisor

Check here if you are a returning Putnam Grader

Check here if you are interested in serving as Putnam Grader

STEP 7

Click Confirm Order

Directories

Contact Us

MAA Publications


MAA Member Library

Join MAA

Donate to MAA

Putnam

More



← Shopping CartCheckout


1. Choose a Payment Method

There is no payment due. Click the button below to complete your order.

Order Summary

Items (1):	Free
Due at Checkout:	Free

Shopping Cart

	2023 William Lowell Putnam Competition Supervisor Registration	Free
	Quantity: 1	
	Price: Free	

This completes your Putnam Supervisor Registration Request. The MAA Competitions team will process your request and send additional information on how to access your Putnam Supervisor Portal for this cycle.

Please visit maa.org/putnam for more information.